

Metal face sensors • Plug connection

Series IGUV - Proximity switches

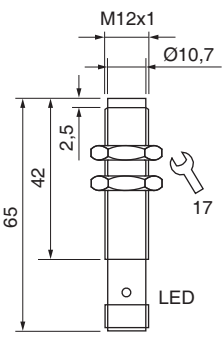
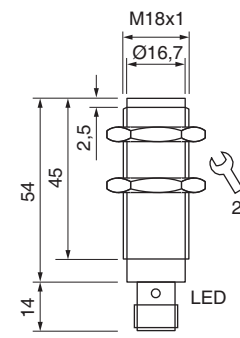
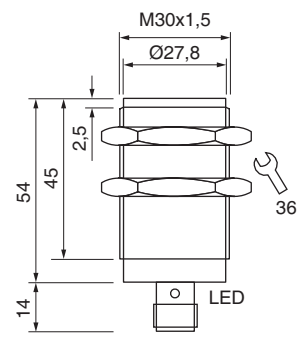






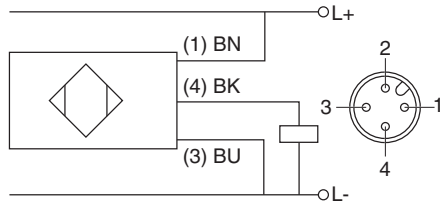
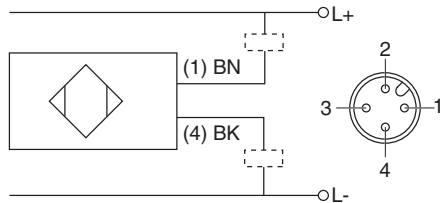
M12 / M18 / M30

One piece stainless steel housing

DC 10...30 V

Shock resistant
Impact proof



Design	DC PNP M12 • M18 • M30			DC 2-Wire M12 • M18 • M30					
Dimensions	  								
Operating distance sn [mm]	2	5	10	2	5	10			
Switching output									
ID-No.	P31193	P31194	P31195	P31225	P31226	P31227			
Type	IGVU 02 GSP	IGVU 05 GSP	IGVU 10 GSP	IGVU 02 GS	IGVU 05 GS	IGVU 10 GS			
Supply voltage [V]	10...30 DC			8...30 DC					
Switching current [mA]	250			150					
Short circuit proof	•			•					
Reverse protection	•			•					
Voltage drop max. [V]	1.5			3.5					
Current consumption [mA]	5			1.5					
Switching frequency [Hz]	180	180	150	180	180	150			
Ambient temperature [°C]	-25...+80			-25...+80					
EMC-class	A			A					
Protection [EN 60529]	IP 68 + IP 69K			IP 68 + IP 69K					
LED display	•			•					
Housing material	AISI 316 L			AISI 316 L					
Connection	M12 connector			M12 connector					
The specified operating distance (sn) applies to ferromagnetic objects (ST37).									
Accessories	connecting cable type SLG 3-2 (Z01076), page 3.59								